



Since 1949

Acme Sanitary Ware Co. Ltd.

1/F, Acme Building, 22-28 Nanking Street, Kowloon, Hong Kong



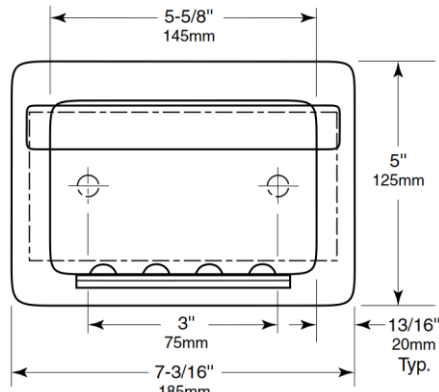
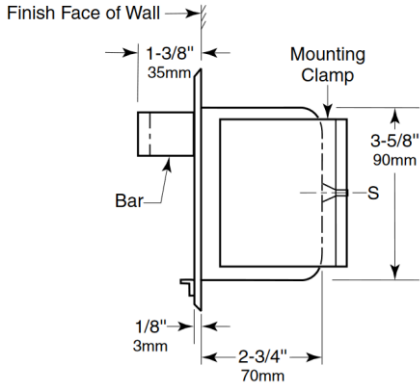
Tel: 2388 7171 Fax: 2710 8012

Email: acme@acmesanitary.com.hk

Website: www.acmesanitary.com.hk

PROJECT		REF		REV	ITEM CODE	
LOCATION		DATE			PAGE	

SANITARY WARE SPECIFICATION SHEET

Item Descriptions	Bobrick (USA) Recessed heavy-duty soap dish with bar (for stud walls)	<div>Illustration/ Drawing</div> <div></div> <div></div> <div><div>Rough Wall Opening 6" (150mm) wide 4" (100mm) high 4" (100mm) minimum recessed depth</div><div><div>5-5/8" 145mm</div><div>5" 125mm</div><div>3" 75mm</div><div>7-3/16" 185mm</div><div>13/16" 20mm Typ.</div></div><div><div>Finish Face of Wall</div><div>1-3/8" 35mm</div><div>Mounting Clamp</div><div>3-5/8" 90mm</div><div>S</div><div>1/8" 3mm</div><div>2-3/4" 70mm</div></div></div>
Dimensions	Refer to drawing	
Model	B-4390	
Material/ Finish	Stainless Steel	
Manufacturer	Bobrick Washroom Equipment Inc. (USA)	
Supplier	Acme Sanitary Ware Co. Ltd Mr. Eric Wong/ Mr. Don Yuen	
Contact Tel/Fax	(852) 2388-7171 / (852) 2710-8012	
E-mail	acme@acmesanitary.com.hk	
Website	www.acmesanitary.com.hk	
materials: Shell and Flange — 18-8, type-304, 19-gauge (1.0mm) stainless steel with matte polished finish. Drawn and beveled, one-piece, seamless construction with two countersunk mounting holes. Retaining Lip — 18-8, type-304, 22-gauge (0.8mm) stainless steel with matte polished finish. Bar — 18-8, type-304, 3/16" (4.8mm) thick stainless steel with matte polished finish.		
installation: Provide framed rough wall opening 6" wide x 4" high (150 x 100mm). Minimum recessed depth to finish face of wall is 4" (100mm). Insert unit into rough wall opening and center unit in width of opening making sure that the front edges of the mounting clamp are engaged behind the wall material on both sides of the rough wall opening. Secure unit in place by drawing the mounting clamp up to the back surface of the wall material with the mounting screws (2) furnished by Bobrick.		
specification: Recessed heavy-duty soap dish with bar shall be type-304 stainless steel with matte polished finish. Shell and flange shall be 19 gauge (1.0mm) with drawn and beveled, one-piece, seamless construction. Bar shall be 3/16" (5mm) thick stainless steel and is welded to front of shell flange. Unit shall be equipped with a 22-gauge (0.8mm) retaining lip and furnished with machine screws.		

Note:

* All information of the above is the reference only. No prior notice is made if any changes.

Source: Bobrick Washroom Equipment Inc.